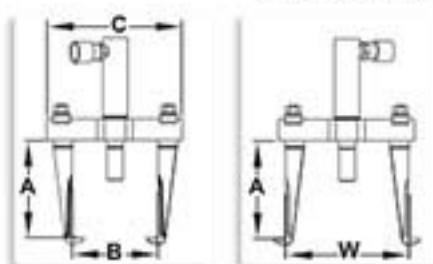


Puller 2 Legs



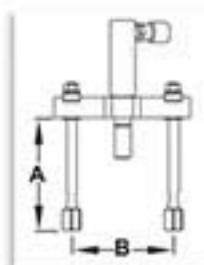
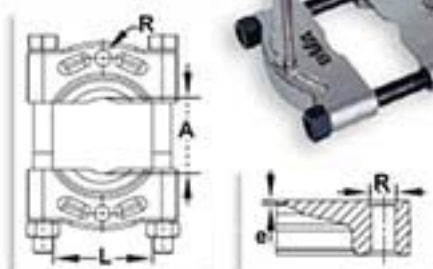
AP(L)1205

Art. Number	Cylinder (Optional)	Capacity Ton	A	B (min.)	B (max.)	W (min.)	W (max.)	C	KG (kg)
			(mm)	(mm)	(mm)	(mm)	(mm)		
AP1205	H0503	5	160	60	200	175	270	260	8.5
APL1205	H0503	5	220	60	200	175	270	260	9.0



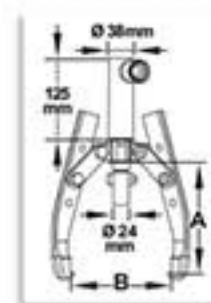
AP2205

Art. Number	Cylinder (Optional)	Capacity Ton	A	B (min.)	B (max.)	KG
			(mm)	(mm)	(mm)	
AP2205	H0503	5	190	82	250	7.8


 APS1204
 APS1206


Art. Number	A (min.)	A (max.)	L	R	e	KG
	(mm)	(mm)	(mm)	(mm)	(mm)	
APS1204	10	110	110	5/8"	2.5	2.8
APS1206	12	134	155	5/8"	2.0	5.7

Puller 2/3 Legs



AP1305

Art. Number	Cylinder (Optional)	Capacity Ton	A	B (max.)	KG
			(mm)	(mm)	
AP1305	H0503	5	225	240	7.8

Puller Kit

Puller Kits Existing of:

- ◆ 2/3 Leg Puller
- ◆ 2 Leg Puller
- ◆ Extensions for 2 Leg Puller
- ◆ Splitter

Puller Kit	Capacity Ton	2/3-Leg Puller	2-Leg Puller	Extender Set	Splitter	KG
APK1005	5	AP1305	APL1205	APE1108 + APE1118	APS1204	18



AP1305



APL1205



APE1118



APE1108



APS1204

Hydraulic Set - Single Acting Cylinder

Hydraulic Set Existing of:

- ◆ Handpump P350
- ◆ Cylinder H0503
- ◆ Gauge & Gauge Adaptor
- ◆ Hose
- ◆ Fitting & Coupler



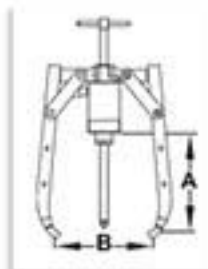
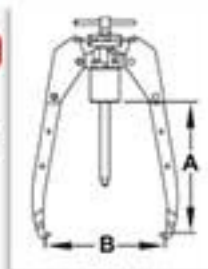
APH0503

Hydraulic Set	Capacity Ton	Handpump	Fitting	Gauge + Adaptor	Hose	Coupler	Cylinder	KG
APH0503	5	P350	CA3814	GBW1460 + CF3814	CS3814-2	CH38-M	H0503	8

Puller (3 and 2/3 Legs)



APC23xx
Self-Centered
3 or 2/3 Leg
Pullers



AP23xx
3 or 2/3 Leg
Pullers



Art. Number	KG	Cylinder (Optional)	Capacity Ton	Legs	A (mm)	B (min.) (mm)	B (max.) (mm)	Art. Number	KG
APC2310	15	HC1202	10	2/3	296	50	350	AP2310	9
APC2320	33	HC2002T	20	3	320	70	480	AP2320	23
APC2330	57	HC3002T	30	3	407	90	580	AP2330	40
APC2360	134	HC6003T	60	3	750	120	1080	AP2360	87

Puller Kit

Puller Kits Existing of:

- ◆ 2 Leg Puller
- ◆ Extension Legs
- ◆ Splitter
- ◆ Internal Puller
- ◆ Joining Nuts
- ◆ Point Protection
- ◆ 2/3 Leg Puller (Optional)



2 Leg
Pull Device



Extension
Legs



Joining Nuts



Point Protection



Splitter



Internal
Puller

Puller Kit	Incl. 3-Leg Puller	Incl. Self-Centered 3-Leg Puller	Capacity Ton
APK1010	(2/3-Leg) APK1110	(2/3-Leg) APK1210	10
APK1020	(3-Leg) APK1120	(3-Leg) APK1220	20
APK1030	(3-Leg) APK1130	(3-Leg) APK1230	30
APK1060	(3-Leg) APK1160	(3-Leg) APK1260	60
APK1061	(3-Leg) APK1161	(3-Leg) APK1261	60

Application:










Hydraulic Set

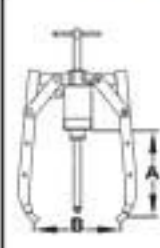
Hydraulic Set Existing of:

- ◆ Handpump
- ◆ Hose
- ◆ Hollow Cylinder
- ◆ Fitting & Coupler
- ◆ Gauge and Gauge Adaptor

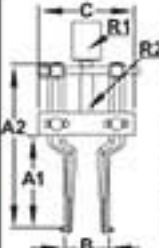


Hydraulic Set	Capacity Ton	Handpump	Fitting	Gauge + Adaptor	Hose	Coupler	Hollow Cylinder	Saddle	KG
APHC1202	10	P350	Incl.	GBW1460 + CF3814	C3814-2	CRZ14-M	HC1202	-	10
APHC2002	20	P350	Incl.	GBW1460 + CF3814	C3814-2	CH38-M	HC2002T	APS20	15
APHC3002	30	P350	Incl.	GBW1460 + CF3814	C3814-2	CH38-M	HC3002T	APS30	18
APHC6003	60	P1000	Incl.	GBW1460 + CF3814	C3814-2	CH38-M	HC6003T	APS60	46

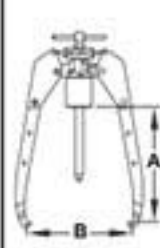
Art. Number	Capacity TON									KG
		3 or 2/3 Leg Puller Self-Centering	3 or 2/3 Leg Puller	2 Leg Puller	2x Extender Set	Splitter	Internal Puller	Joining Nuts	Point Protection	
APK1010	10			AP2210	APE1120 + APE1146	APS1204	API1210	AJN05	APP10	35
APK1020	20			AP2220	APE1220 + APE1252	APS1206	API1220	AJN10	APP20	60
APK1030	30			AP2230	APE1333 + APE1358	APS1210	API1230	AJN30	APP30	120
APK1060	60			AP2250	APE1550 + APE1582	APS1210D	API1250	AJN50	APP30	215
APK1061	60			AP2250	APE1550 + APE1582	APS1212	API1250	AJN50	APP30	230
APK1110	10		AP2310 (2/3 Leg)	AP2210	APE1120 + APE1146	APS1204	API1210	AJN05	APP10	44
APK1120	20		AP2320 (3 Leg)	AP2220	APE1220 + APE1252	APS1206	API1220	AJN10	APP20	83
APK1130	30		AP2330 (3 Leg)	AP2230	APE1333 + APE1358	APS1210	API1230	AJN30	APP30	160
APK1160	60		AP2360 (3 Leg)	AP2250	APE1550 + APE1582	APS1210D	API1250	AJN50	APP30	302
APK1161	60		AP2360 (3 Leg)	AP2250	APE1550 + APE1582	APS1212	API1250	AJN50	APP30	317
APK1210	10	APC2310 (2/3 Leg)		AP2210	APE1120 + APE1146	APS1204	API1210	AJN05	APP10	50
APK1220	20	APC2320 (3 Leg)		AP2220	APE1220 + APE1252	APS1206	API1220	AJN10	APP20	93
APK1230	30	APC2330 (3 Leg)		AP2230	APE1333 + APE1358	APS1210	API1230	AJN30	APP30	177
APK1260	60	APC2360 (3 Leg)		AP2250	APE1550 + APE1582	APS1210D	API1250	AJN50	APP30	349
APK1261	60	APC2360 (3 Leg)		AP2250	APE1550 + APE1582	APS1212	API1250	AJN50	APP30	364



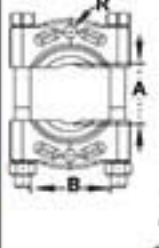
Art. Number	Capacity Ton	A (mm)	B (min.) (mm)	B (max.) (mm)	KG
AP2320	20	320	70	480	23
AP2330	30	407	90	580	40
AP2360	60	750	120	1080	87



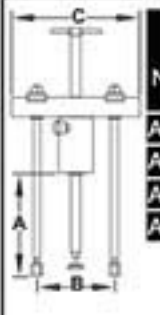
Art. Number	A1 (mm)	A2 (mm)	B (min.) (mm)	B (max.) (mm)	C	R1	R2	KG
API1220	115	237	40	145	133	1" UNF-8h	5/8"-14h	2.4
API1230	150	310	60	240	202	1 1/4" UNF-7h	1"-14h	6.0
API1250	150	310	60	240	202	15/8" UNS-5.5h	1"-14h	6.4



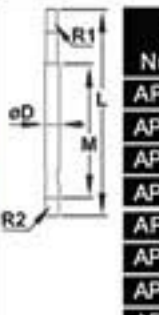
Art. Number	Capacity Ton	A (mm)	B (min.) (mm)	B (max.) (mm)	KG
APC2320	20	320	70	480	33
APC2330	30	407	90	580	57
APC2360	60	750	120	1080	134



Art. Number	A (min.) (mm)	A (max.) (mm)	L (mm)	R	e (mm)	KG
APS1206	12	134	155	5/8"	2	5.7
APS1210	17	250	260	1"	4	28.5
APS1210D	17	250	260	1 1/4"	4	28.5
APS1212	35	300	300	1 1/4"	4.5	43.5



Art. Number	Capacity Ton	A (mm)	B (min.) (mm)	B (max.) (mm)	C (mm)	KG
AP2220	20	265	140	345	370	34.7
AP2230	30	284	180	440	480	56
AP2250	60	447	220	580	615	113.5



Art. Number	L (mm)	M (mm)	Ø D (mm)	R1	R2
APE1220	209	89	25	5/8"-18h	3/4"-16h
APE1333	328	158	32	1"-14h	1"-14h
APE1550	504	292	42	1 1/4"-12h	1 1/4"-12h
APE1146	230	150	16	5/8"-18h	1/2"-20h
APE1252	515	395	25	5/8"-18h	3/4"-16h
APE1358	582	412	32	1"-14h	1"-14h
APE1582	820	608	42	1 1/4"-12h	1 1/4"-12h